

# ATL® Fuel Cells for Dirt Late Models

With Hard Rubber Bladders

FT3



## Rugged DLM Sports Cells®

### SP126B-LM

26 Gal. Shown

Comes with TF195 Powder Coated Steel Fill Plate and Twist Cap.




Red  
Classic  
Standard Color

**NOW AVAILABLE IN A CHOICE OF THREE COLORS!**

Powder Coated 20 Gauge Steel Container (Can)



White  
Add -W to part #



Black  
Add -B to part #

### DLM Sports Cell Features:

- **Molded Seamless Bladder:** Excellent Resistance to Race Gas, Ethanol & Methanol.
- Approved USAC-1000, FIA FT3, MARS, UMP, WoO Late Models, MLRA, WDLM, MACS, SAS
- SF-103 Foam Baffling for slosh and explosion suppression. (For Alcohol, use SF110 Foam)
- Single #10 Pick-Up to Right Rear Corner
- Extra #10 Fitting for Dipstick or Return
- Ball-Type Vent Check Valve #6
- Powder Coated "Flap-Valve" Fill Plate
- Quality Hardware Throughout
- 5 Year Limited Warranty



TF626  
#10 "Rigid-Flex"  
Alky-Tube Pick-Up  
Standard Feature

Approx. Capacity	Complete	Replacement	Bladder	(Nominal) Container Dimensions			Wt.
				L"	W"	H"	
22	80.5	SP122B-LM	MB122B	16.75	25.13	13.75	40
26	95	SP126C-LM	MB126C	16.85	25.25	17.25	47
32	120	SP132B-LM	MB132B	19.00	26.12	17.18	56
32	120	SP132D-LM	MB132D	17.00	25.00	21.25	54

Replacement Bladders include safety foam, nut-ring and gasket.


## Options



TF627  
#10 Dip Stick & Guide  
Add -DS10 to part #



Aluminum Cans  
Add -AC to part #  
See Page 20



TF600  
Aluminum Fill Plate  
Add -AF to part #  
See Page 21



SF110  
Alcohol Foam  
Add -MF to part #  
See Page 20 and 27

## Lightweight DLM Super Cells®

With Soft Rubber Bladders

FT3



45% lighter than Sports Cell®

### SU126C-LM-AC

26 Gal. Shown

Comes with Super Cell® "100 Series" Bladder, TF600 Aluminum Fill Plate, Cross-Drilled Nut-Ring and Aluminum Container

FOR RACE GAS & E10



### Super Cell Features:

- **Flexible, Rubberized Bladder**  
FIA FT3, MARS, WoO, Lucas Oil, Late Models, MLRA, MACS & SAS
- Excellent Resistance to Race Gas
- SF-103 Foam Baffling (No Alcohol)
- Light-Weight Aluminum Container
- Ball-Type Vent Check Valve #6
- Single #10 ScavenJet I™ Pick-Up to Right Rear Corner
- Extra #10 Fitting can be used for Dipstick or Return
- Light-Weight, Anodized Alum. Fill Plate w/ "Flap-Valve"
- 5 Year Limited Warranty




### CUSTOM WEIGHT-BIASED DLM SUPER CELLS®

ATL SUPER CELL® Bladders  
Custom Made for GRT and Rocket Chassis:



GRT



Rocket Chassis

DLM SUPER CELLS® - Also available in Alcohol Compatible Material Pg. 6

Approx. Capacity	Complete	Replacement	Bladder	(Nominal) Container Dimensions			Wt.
				L"	W"	H"	
22	85	SU122B-LM-AC	FB122B	16.75	25.13	13.75	24
26	95	SU126C-LM-AC	FB126C	16.85	25.25	17.25	28
32	120	SU132B-LM-AC	FB132B	19.00	26.12	17.18	31

DLM BANTAM CELLS® (See Page 11 for BANTAM cells & bladders)

26	95	SUBA126C-LM	BB126C	16.85	25.25	17.25	26
32	120	SUBA132B-LM	BB132B	19.00	26.12	17.18	29

Replacement Bladders include safety foam, nut-ring and gasket.