

FUEL

ATL

FUEL CELLS & REFUELING EQUIPMENT

**2010
RACER PRICES**
DS-606, January 2010
Refers to ATL Catalog DS-600

2010 Racer Prices



Aero Tec Laboratories Inc. (USA)
Corporate HQ: 45 Spear Road Industrial Park
Ramsey, New Jersey 07446-1251
Tel: 201-825-1400 Fax: 201-825-4974
e-Mail: atl@atlinc.com



www.atlinc.com TOLL FREE SALES/SERVICE HOT LINE: 1-800-526-5330

RACER TERMS AND POLICY

MINIMUM ORDER: \$25.

ORDERS ACCEPTED BY:

Telephone: Toll Free 800-526-5330

Main Phone: 201-825-1400

Fax: 201-825-1962 (24 Hours)

e-Mail: atl@atlinc.com

U.S. Mail: Aero Tec Laboratories Inc.

45 Spear Road Industrial Park

Ramsey, New Jersey 07446-1251

TERMS:

1. Payments in advance with order.
2. C.O.D. requires credit card back-up.
3. Credit Cards Accepted in USA: Visa, Mastercard, American Express.
4. Wire transfer: Contact ATL for bank details.

FREIGHT:

Paid in advance with order.

RETURNS:

1. Prior approval within 30 days of purchase.
2. Copy of original invoice.
3. Prepaid freight to ATL.
4. 20% restock charge.
5. Product must be new and in saleable condition.
6. Custom and electronic items not returnable.

DELIVERY:

Over 50,000 items in inventory. Standard units usually shipped from stock within one day. Special order items usually shipped within two weeks.

SERVICE: (USA)

Free technical assistance by phone, fax, mail or e-Mail. Office hours 8:30 am - 5:30 pm Eastern Time Mon - Fri.

PRICES:

Subject to change without notice. All prices shown in U.S. dollars.

NOMENCLATURE: AC = Aluminum Can AF = Aluminum Fill ASA = American Speed Association BC = Bolt Circle BV = Ball Valve CFD = Competition Fuel Delivery COT = Car of Tomorrow CTS = Craftsman Truck Series DB = Dry Break DF = Duck Foot DIRT = Driver's Independent Race Track DLM = Dirt Late Model DS = Dip Stick FIA = Federation Internationale de L'Automobile Fig. Ld. = Flange load FV = Flapper Valve Gal. = Gallons I = Liters LM = Late Model Stock Car LPF = Large Pore Foam MF = Methanol Foam NASCAR = National Association for Stock Car Auto Racing NS = Not Shown NWS = Nationwide Series OHR = Overhead Rig PV = Paddle Valve SC = Sprint Cup Series SCCA = Sports Car Club of America SJ = ScavenJet ST = Surge Tank, Built-In ST1 = Surge Tank, Drop-In ST2 = Drop-In Surge Tank, Molded, w/CFD-600-HP Installed TM = Tank Mount TP = Teflon® Pick-Up USAC = United States Auto Club

This Racer Price List Supersedes All Previously Published. Prices Effective January 1, 2010.

PRODUCT	PART NUMBER	ALL PRICES IN U.S. DOLLARS		THIS PRICE LIST REFERS TO ATL CATALOG DS-600	DESCRIPTION	SHIPPING WT. LBS.	CATALOG PAGE #
			RACER				
FLURO-CELL™ COMPLETE <i>Complete Cell with same equipment as Bantam Cells (Pg 6)</i>	FT-3.5 SU608	\$1,419.40			8 gal. 21x12x9 Complete Fluoro Cell	12	6
	SU610	\$1,525.40			10 gal. 24x13x10 Complete Fluoro Cell	14	6
	SU612	\$1,621.80			12 gal. 20x18x10 Complete Fluoro Cell	19	6
	SU615	\$1,751.90			15 gal. 24x18x10 Complete Fluoro Cell	21	6
	SU615B	\$1,751.90			15 gal. 20x17x12 Complete Fluoro Cell	21	6
	SU617	\$1,896.70			17 gal. 34x18x7 Complete Fluoro Cell	23	6
	SU622A	\$1,932.50			22 gal. 26x26x9 Complete Fluoro Cell	24	6
	SU622B	\$1,932.50			22 gal. 25x17x14 Complete Fluoro Cell	24	6
	SU622C	\$1,932.50			22 gal. 34x18x10 Complete Fluoro Cell	24	6
	SU622E	\$1,932.50			22 gal. 33x17x9 Complete Fluoro Cell	24	6
	SU622F	\$1,932.50			22 gal. 32x18x10 Complete Fluoro Cell	24	6
	SU622H	\$1,932.50			22 gal. 34x18x10 Complete Fluoro Cell	24	6
	SU624A-AC	\$2,056.90			24 gal. 25x25x10 Complete Fluoro Cell	25	6
	SU624B-AC	\$2,056.90			24 gal. 25x17x15 Complete Fluoro Cell	25	6
	SU626A	\$2,235.90			26 gal. 30x18x15 Complete Fluoro Cell	26	6
	SU626B	\$2,235.90			26 gal. 30x15x18 Complete Fluoro Cell	26	6
	SU626C	\$2,235.90			26 gal. 25x17x17 Complete Fluoro Cell	26	6
	SU629	\$2,336.90			29 gal. 24x24x13 Complete Fluoro Cell	27	6
	SU632A	\$3,288.50			32 gal. 26x26x14 Complete Fluoro Cell	29	6
	SU632B	\$3,288.50			32 gal. 26x19x17 Complete Fluoro Cell	29	6
SU632C	\$3,288.50			32 gal. 34x18x15 Complete Fluoro Cell	29	6	



Gasoline, Alcohol, Bio-Diesel, E-10, E-50, E-85 Jet Fuel

PRODUCT	PART NUMBER	ALL PRICES IN U.S. DOLLARS		THIS PRICE LIST REFERS TO ATL CATALOG DS-600	DESCRIPTION	SHIPPING WT. LBS.	CATALOG PAGE #
			RACER				
FLURO-CELL™ BLADDER AND FOAM ONLY <i>Gasoline, Alcohol, Bio-Diesel, E-10, E-50, E-85 Jet Fuel</i>	FT-3.5	FB608	\$1,056.30	8 gal.	20x12x9 Fluoro Cell Bladder w/ Foam	3	6
		FB610	\$1,099.70	10 gal.	24x12x10 Fluoro Cell Bladder w/ Foam	3	6
		FB612	\$1,192.20	12 gal.	20x18x9 Fluoro Cell Bladder w/ Foam	4	6
		FB615	\$1,207.50	15 gal.	24x18x9 Fluoro Cell Bladder w/ Foam	4	6
		FB615B	\$1,207.50	15 gal.	20x17x12 Fluoro Cell Bladder w/ Foam	4	6
		FB617	\$1,278.70	17 gal.	34x17x7 Fluoro Cell Bladder w/ Foam	4	6
		FB622A	\$1,406.70	22 gal.	26x26x8 Fluoro Cell Bladder w/ Foam	5	6
		FB622B	\$1,406.70	22 gal.	25x17x14 Fluoro Cell Bladder w/ Foam	5	6
		FB622C	\$1,406.70	22 gal.	34x17x9 Fluoro Cell Bladder w/ Foam	5	6
		FB622E	\$1,406.70	22 gal.	33x17x9 Fluoro Cell Bladder w/ Foam	5	6
		FB622F	\$1,406.70	22 gal.	32x18x10 Fluoro Cell Bladder w/ Foam	5	6
		FB622H	\$1,406.70	22 gal.	34x17x9 Fluoro Cell Bladder w/ Foam	5	6
		FB624A	\$1,486.90	24 gal.	24x24x10 Fluoro Cell Bladder w/ Foam	6	6
		FB624B	\$1,486.90	24 gal.	25x17x14 Fluoro Cell Bladder w/ Foam	6	6
		FB626A	\$1,539.80	26 gal.	30x18x14 Fluoro Cell Bladder w/ Foam	6	6
		FB626B	\$1,539.80	26 gal.	30x14x18 Fluoro Cell Bladder w/ Foam	6	6
		FB626C	\$1,539.80	26 gal.	25x17x17 Fluoro Cell Bladder w/ Foam	6	6
		FB629	\$1,676.70	29 gal.	24x24x12 FluoroCell Bladder w/ Foam	6	6
		FB632A	\$1,723.40	32 gal.	26x26x14 Fluoro Cell Bladder w/ Foam	6	6
		FB632B	\$1,723.40	32 gal.	26x19x17 Fluoro Cell Bladder w/ Foam	7	6
FB632C	\$1,723.40	32 gal.	34x18x14 Fluoro Cell Bladder w/ Foam	7	6		



Bladder, Foam & Nut-Ring

**BANTAM CELL™
COMPLETE**



Super Light with Alum. Can and Alum. Valve. ScavenJet Pickup Included

FT-3	SUBA108	\$1,303.00	8 gal.	21x12x9 Complete Bantam Fuel Cell	12	6
	SUBA110	\$1,401.80	10 gal.	24x13x10 Complete Bantam Fuel Cell	14	6
	SUBA112	\$1,488.80	12 gal.	20x18x10 Complete Bantam Fuel Cell	19	6
	SUBA115	\$1,608.20	15 gal.	24x18x10 Complete Bantam Fuel Cell	21	6
	SUBA115B	\$1,608.20	15 gal.	20x17x12 Complete Bantam Fuel Cell	21	6
	SUBA117	\$1,737.20	17 gal.	34x18x7 Complete Bantam Fuel Cell	23	6
	SUBA122A	\$1,774.20	22 gal.	26x26x9 Complete Bantam Fuel Cell	24	6
	SUBA122B	\$1,774.20	22 gal.	25x17x14 Complete Bantam Fuel Cell	24	6
	SUBA122C	\$1,774.20	22 gal.	34x18x10 Complete Bantam Fuel Cell	24	6
	SUBA122E	\$1,774.20	22 gal.	33x17x9 Complete Bantam Fuel Cell	24	6
	SUBA122F	\$1,774.20	22 gal.	32x18x10 Complete Bantam Fuel Cell	24	6
	SUBA122H	\$1,774.20	22 gal.	34x18x10 Complete Bantam Fuel Cell	24	6
	SUBA124A	\$1,888.20	24 gal.	25x25x10 Complete Bantam Fuel Cell	25	6
	SUBA124B	\$1,888.20	24 gal.	25x17x15 Complete Bantam Fuel Cell	25	6
	SUBA126A	\$2,052.40	26 gal.	30x18x15 Complete Bantam Fuel Cell	26	6
	SUBA126B	\$2,052.40	26 gal.	30x15x18 Complete Bantam Fuel Cell	26	6
	SUBA126C	\$2,052.40	26 gal.	25x17x17 Complete Bantam Fuel Cell	26	6
	SUBA129	\$2,146.90	29 gal.	24x24x13 Complete Bantam Fuel Cell	27	6
	SUBA132A	\$2,183.40	32 gal.	26x26x14 Complete Bantam Fuel Cell	29	6
	SUBA132B	\$2,183.40	32 gal.	26x19x17 Complete Bantam Fuel Cell	29	6
SUBA132C	\$2,183.40	32 gal.	34x18x15 Complete Bantam Fuel Cell	29	6	

**BANTAM CELL™
BLADDER AND
FOAM ONLY**



Thin, Light & Flexible Bladder. Foam and ScavenJet Included.


FT-3	BB108	\$801.70	8 gal.	20x12x9 Bantam Bladder w/ Foam	3	6
	BB110	\$834.40	10 gal.	24x12x10 Bantam Bladder w/ Foam	3	6
	BB112	\$904.80	12 gal.	20x18x9 Bantam Bladder w/ Foam	4	6
	BB115	\$916.90	15 gal.	24x18x9 Bantam Bladder w/ Foam	4	6
	BB115B	\$916.90	15 gal.	20x17x12 Bantam Bladder w/ Foam	4	6
	BB117	\$970.40	17 gal.	34x17x7 Bantam Bladder w/ Foam	4	6
	BB122A	\$1,067.90	22 gal.	26x26x8 Bantam Bladder w/ Foam	5	6
	BB122B	\$1,067.90	22 gal.	25x17x14 Bantam Bladder w/ Foam	5	6
	BB122C	\$1,067.90	22 gal.	34x17x9 Bantam Bladder w/ Foam	5	6
	BB122E	\$1,067.90	22 gal.	33x17x9 Bantam Bladder w/ Foam	5	6
	BB122F	\$1,067.90	22 gal.	32x18x10 Bantam Bladder w/ Foam	5	6
	BB122H	\$1,067.90	22 gal.	34x17x9 Bantam Bladder w/ Foam	5	6
	BB124A	\$1,128.80	24 gal.	24x24x10 Bantam Bladder w/ Foam	6	6
	BB124B	\$1,128.80	24 gal.	25x17x14 Bantam Bladder w/ Foam	6	6
	BB126A	\$1,168.20	26 gal.	30x18x14 Bantam Bladder w/ Foam	6	6
	BB126B	\$1,168.20	26 gal.	30x14x18 Bantam Bladder w/ Foam	6	6
	BB126C	\$1,168.20	26 gal.	25x17x17 Bantam Bladder w/ Foam	6	6
	BB129	\$1,273.20	29 gal.	24x24x12 Bantam Bladder w/ Foam	6	6
	BB132A	\$1,307.90	32 gal.	26x26x14 Bantam Bladder w/ Foam	6	6
	BB132B	\$1,307.90	32 gal.	26x19x17 Bantam Bladder w/ Foam	7	6
BB132C	\$1,307.90	32 gal.	34x18x14 Bantam Bladder w/ Foam	7	6	

**SUPER CELL®
"500" SERIES
NASCAR
COMPLETE**

FT-5	SU518	Call ATL For Latest Pricing	18 gal.	No Surge Tank 33x17x8	40	7
	SU518-1	Call ATL For Latest Pricing	18 gal.	2-Door Surge Tank, Right Side 33x17x8	40	7
	SU518-2	Call ATL For Latest Pricing	18 gal.	3-Door Surge Tank, Center 33x17x8	40	7
	SU518-1L	Call ATL For Latest Pricing	18 gal.	2-Door Surge Tank, Left 33x17x8	40	7
	TF691	Call ATL For Latest Pricing		Fuel Pick-Up for COT Cell	1	7
	TF479-10	Call ATL For Latest Pricing		-10 ScavenJet, Installed by ATL		

**SUPER CELL® "500"
SERIES BLADDER
AND FOAM ONLY**

FT-5	FB518	Call For Pricing	18 gal.	33x17x8 fits SU518 (Includes Fuel Pickup Assy)	7
	FB518-1	Call For Pricing	18 gal.	33x17x8 fits SU518-1 (Includes Fuel Pickup Assy)	7
	FB518-2	Call For Pricing	18 gal.	33x17x8 fits SU518-2 (Includes Fuel Pickup Assy)	7
	FB518-1L	Call For Pricing	18 gal.	33x17x8 fits SU518-1L (Includes Fuel Pickup Assy)	7

PRODUCT	PART NUMBER	ALL PRICES IN U.S. DOLLARS		THIS PRICE LIST REFERS TO ATL CATALOG DS-600	DESCRIPTION	SHIPPING WT. LBS.	CATALOG PAGE #	
			RACER					
SUPER CELL® "400" SERIES SPRINT TANKS & BLADDERS ULTRA-LITE 	FIA FT3 SC428		\$1,847.40		ATL Sprint Cell Assy - Lt Wt 28 gal. (K-K)	22	8	
	USAC 1000 SC428-FS		\$1,847.40		ATL Sprint Cell Assy - Lt Wt 28 gal. (FS SB128)	22	8	
	SC433-FS		\$2,095.30		ATL Sprint Cell Assy - Lt.Wt.33, (FS SB133)	27	8	
	TT428		\$366.80		ATL Tail Tank Only, 28 gal. (K-K)	12	8	
	TT428-FS		\$366.80		ATL Tail Tank Only, 28 gal. (FS ST128)	12	8	
	TT433-FS		\$438.20		ATL Tail Tank Only, 33 gal. (FS ST133)	13	8	
	FB427		\$1,314.30		ATL Midget Bladder- 27 gal.- Dirt	8	8	
	FB428		\$1,248.70		ATL Sprint Bladder - Lt. Wt. 28 gal. (K-K)	8	8	
	FB428-FS		\$1,248.70		ATL Sprint Bladder (FS SB128)	8	8	
	FB431		\$1,361.80		ATL Midget Bladder- 31 gal.- Asphalt	8	8	
	FB433-FS		\$1,442.30		ATL Sprint Bladder - Lt. Wt. 33 (FS SB133)	8	8	
	FB433		\$1,442.30		ATL Sprint Bladder - Lt. Wt. 33 gal. (Saldana)	8	8	
	FB438		\$1,801.50		ATL Sprint Bladder - Lt. Wt. 38 gal.	9	8	
	OPTIONS:							
	-BI2		\$474.30		Built-In, 2-Door Surge Tank		8	
	-B		\$84.30		Built-In Baffle		8	
	TF698		\$146.20		60 Micron, Straight Fuel Filter for Surge Tank Use		8	
	TF699		\$106.80		60 Micron, 90° Fuel Filter		8	
TF497		\$242.90		4x6 Fill Plate Assy, Flush Cap, Aluminum		8		
TF478		\$74.80		#12 Pickup Hose Assembly		8		

Outlaw or USAC Style

SUPER CELL® "300" SERIES COMPLETE



Complete Cell NASCAR Tour

FT-3.5	SU322B		\$3,243.80		22 gal. Flange Load Can, TF193A-184A	38	9
	SU322D		\$3,364.20		22 gal. Flange Load Can, TF500	38	9
	SU322D-1		\$3,676.70		22 gal. 2 Door Surge, Flange Load Can, TF500	39	9
	SU322D-2		\$3,745.40		22 gal. 3 Door Surge, Flange Load Can, TF500	39	9
	OPTIONS:						
	-PV		-\$411.00		Quick-Fill Paddle Valve TF525		9
	-FV		-\$382.90		Quick-Fill Flapper Valve TF193A-184A		9
	-BV		\$48.50		Ball Valve Plate		9
	-DS		\$76.90		DipStick Kit TF207		9
	-LPF		\$253.50		Large Pore Foam SF112		9

SUPER CELL® "300" SERIES BLADDER AND FOAM ONLY NASCAR TOUR

FT-3.5	FB322B		\$1,639.20		22 gal. Bladder Only w/ Foam	7	9
	FB322D		\$1,639.20		22 gal. Bladder Only w/ Foam	7	9
	FB322D-1		\$2,061.00		22 gal. Bladder Only, 2 Door Surge w/ Foam	8	9
	FB322D-2		\$2,179.80		22 gal. Bladder Only, 3 Door Surge w/ Foam	8	9

SUPER CELL® "200" SERIES COMPLETE



Complete Cell NASCAR Tour

FT-3.5+	SU222B		\$1,717.50		22 gal. 25.13x16.75x13.75 Asphalt Mods	34	9
	SU222C		\$1,717.50		22 gal. 34x17.5x9.5 Late Models	36	9
	SU222D		\$2,793.70		22 gal. 33 x 17 x 9.25 w/Ball Valve	37	9
	SU222D-EL		\$2,573.50		22 gal. 33x17x9.25 All Pro, Ball Valve	37	9
	SU222E		\$1,717.50		22 gal. 33x17x9.25 All Pro, Flapper Valve	35	9
	OPTIONS:						
	-PV		Call For Pricing		Paddle Valve TF525 in place of Flapper		9
	-ST1		\$336.90		Drop-In Surge Tank, Rubber, 2 dr. or 3 dr.		9
	-BI2/BI3		\$491.50		Built-In Surge Tank, Rubber, 2 dr. or 3 dr.		9
	-AC		\$117.30		Aluminum Container		9

SUPER CELL® "200" SERIES BLADDER AND FOAM ONLY NASCAR TOUR

FT-3.5	FB222B		\$941.70		22 gal. 25x17x14 NASCAR Mods	11	9
	FB222C		\$941.70		22 gal. 34x18x10 Asphalt Late Models	11	9
	FB222D		\$941.70		22 gal. NASCAR BGN, CTS, All Pro	11	9
	FB222E		\$941.70		22 gal. NASCAR BGN, CTS, All Pro	11	9

SUPER CELL® "100" SERIES COMPLETE



Bladder, Foam, Can, Vent Valve, (1) ScavenJet, Alum. Fill Plate, #6 Dipstick. SCORE, SCCA, FIA Approved

FT-3 Regular Fill	SU108		\$868.80		8 gal. 21x12x9 SCCA	19	10
	SU110		\$934.40		10 gal. 24x13x10 SCCA/Vintage NEW	21	10
	SU112		\$992.30		12 gal. 20x18x10 SCCA/Vintage	23	10
	SU115		\$1,074.40		15 gal. 24x18x10 Super Stock/SCCA	27	10
	SU115B		\$1,074.40		15 gal. 20x17x12 Super Stock/SCCA NEW	26	10
	SU117		\$1,158.80		17 gal. 34x18x7 Asphalt LM (Howe)	30	10
	SU118W-AC		\$1,296.50		18 gal. Wedge 34.12x19.12x9.37 Outlaw/Wedge	31	10
	SU122A		\$1,182.20		22 gal. 26x26x9 Vintage / SCCA	33	10
	SU122B		\$1,182.20		22 gal. 25x17x14 Asphalt & Dirt Mods	32	10
	SU122C		\$1,182.20		22 gal. 34x18x10 Late Models / SCCA	34	10
	SU122E		\$1,182.20		22 gal. 33x17x9 Asphalt Late Models	33	10
	SU122F		\$1,182.20		22 gal. 32x18x10 Old GT America/Old ASA	36	10
	SU122H		\$1,182.20		22 gal. 34x18x10 Late Model (Howe)	34	10
	SU122W-AC		\$1,320.00		22 gal. Wedge 34x19.12x11 Outlaw/Wedge	34	10
	SU124A-AC		\$1,371.90		24 gal. 25x25x10-AC Dirt Mods	24	10
	SU124B-AC		\$1,371.90		24 gal. 25x17x15-AC Dirt Mods	24	10
	SU126A		\$1,368.70		26 gal. 30x18x15 FIA 100 Liter	40	10
	SU126B		\$1,368.70		26 gal. 30x15x18 FIA 100 Liter	39	10
	SU126C		\$1,368.70		26 gal. 25x17x17 Road Race	39	10
	SU129		\$1,431.70		29 gal. 24x24x13 FIA 110 Liter	42	10
	SU132A		\$1,455.70		32 gal. 26x26x14 Rally / Off-Road	45	10
	SU132B		\$1,455.70		32 gal. 26x19x17 Road Race	45	10
	SU132C		\$1,455.70		32 gal. 34x18x15 Rally / Off-Road	45	10
	SU132D		\$1,455.70		32 gal. 25x17x21 Rally/Off-Road	45	10
	SU144		\$1,602.50		44 gal. 26x26x17 Off-Road	54	10
	OPTIONS:						
	-PV		\$205.16		Paddle Valve TF525		10
	-FV		\$234.69		Flapper Valve TF193A-184A		10
	-OS		\$160.00		Off-Set Remote-Fill Paddle Valve, for Level Sender		10

PRODUCT	PART NUMBER	ALL PRICES IN U.S. DOLLARS			THIS PRICE LIST REFERS TO ATL CATALOG DS-600	SHIPPING WT. LBS.	CATALOG PAGE #
				RACER			
SUPER CELL® "100" CONTINUED		-SJ2		\$160.00	Second ScavenJet II Assy #6 or #8		10
		-BI2/BI3		\$491.50	Built-In Surge Tank, Rubber, 2 dr. or 3 dr.		10
		-AC (8-15 gal.)		\$99.40	Aluminum Container Up-Charge, 8-15 gal.		10
		-AC (17-26 gal.)		\$114.40	Aluminum Container Up-Charge, 17-26 gal.		10
		-AC (29-44 gal.)		\$133.00	Aluminum Container Up-Charge, 29-44 gal.		10
		-LS-12		\$309.40	Level Sender and Guage, Sender Installed, 4" - 12"		10
		-LS-24		\$323.20	Level Sender and Guage, Sender Installed, 12" - 24"		10

SUPER CELL® "100" SERIES

Bladder, Foam & Nut Ring



Soft Rubber Bladder Gas, E10, Diesel, Jet

	FB108		\$567.20	8 gal. 21x12x9 SCCA		5	10
FT-3	FB110		\$590.40	10 gal. 23x13x10 SCCA/Vintage		5	10
	FB112		\$640.00	12 gal. 20x18x10 SCCA/Vintage		6	10
	FB115		\$648.40	15 gal. 24x18x10 Super Stock/SCCA		7	10
	FB115B		\$648.40	15 gal. 20x17x12 Super Stock/SCCA		7	10
	FB117		\$686.50	17 gal. 34x18x8 Late Models, Howe		8	10
	FB118W		\$708.00	18 gal. Wedge 34.12x19.12x9.37		8	10
	FB122A		\$755.30	22 gal. 25x25x8 Vintage Stock Car		9	10
	FB122B		\$755.30	22 gal. 25x17x14 Asphalt/Dirt Mods		9	10
	FB122C		\$755.30	22 gal. 34x18x10 SCCA/Late Models		9	10
	FB122D		\$755.30	22 gal. 33x17x19 Asphalt LM		9	10
	FB122E		\$755.30	22 gal. 33x17x9 Late Models		9	10
	FB122F		\$755.30	22 gal. 32x18x10 Old ASA		9	10
	FB122H		\$755.30	22 gal. 34x17x9 Late Models, Howe, Offset Plate		9	10
	FB122W		\$776.00	22gal. Wedge 34.00x19.12x11.00		10	10
	FB124A		\$798.40	24 gal. 25x25x10 Dirt Modifieds		10	10
	FB124B		\$798.40	24 gal. 25x17x15 Dirt Modifieds		10	10
	FB126A		\$826.70	26 gal. 29x17x14 SCCA/Off Road		11	10
	FB126B		\$826.70	26 gal. 29x14x17 SCCA/Off Road		12	10
	FB126C		\$826.70	26 gal. 25x17x17 SCCA/DLM		12	10
	FB129		\$900.30	29 gal. 24x24x12 SCCA/Off Road		12	10
	FB132A		\$925.30	32 gal. 26x26x14 Off Road		12	10
	FB132B		\$925.30	32 gal. 26x19x17 Off Road/DLM		12	10
	FB132C		\$925.30	32 gal. 34x18x15 Old TA/Off Road		12	10
	FB132D		\$925.30	32 gal. 25x17x21 Off Road/Dirt Mod.		12	10
	FB144		\$1,023.80	44 gal. 26x26x17 Off Road		12	10

SPORTS CELL® COMPLETE

FT-3 Regular Fill



Bladder, Foam, Can, Check Valve, Twin Duck Feet. FIA, SCCA, USAC, WOO Approved

	SP105		\$570.30	5 gal. 13x13x9 SCCA/Legends		19	11
	SP108		\$609.80	8 gal. 21x12x9 SCCA/Vintage		25	11
	SP110		\$639.40	10 gal. 24x13x10 SCCA/Vintage		30	11
	SP112		\$687.40	12 gal. 20x18x10 IMCA/Vintage		31	11
	SP115		\$731.80	15 gal. 24x18x10 SCCA/Super Stocks		35	11
	SP122A		\$856.30	22 gal. 26x26x9 Hot Rods/Vintage		44	11
	SP122B		\$856.30	22 gal. 25x17x14 Dirt Mods/ SCCA		43	11
	SP122C		\$856.30	22 gal. 34x18x10 SCCA/Vintage		43	11
	SP126A		\$932.30	26 gal. 30x18x15 Off Road/SCCA		48	11
	SP126B		\$932.30	26 gal. 30x15x18 Off Road/SCCA		48	11
	SP126C		\$932.30	26 gal. 25x17x17 SCCA		47	11
	SP132A		\$1,037.90	32 gal. 26x26x14 Off Road		57	11
	SP132B		\$1,037.90	32 gal. 26x19x17 Off Road		56	11
	SP132C		\$1,037.90	32 gal. 34x18x15 Off Road/Vintage TA		57	11
	SP132D		\$1,037.90	32 gal. 25x17x21 Off Road		54	11
	SP144		\$1,208.70	44 gal. 26x26x17 Off Road		65	11

OPTIONS

	-AF		\$52.40	Lt. Wt. Aluminum Fill (TF600)			11
	-PV		\$257.80	Paddle Valve TF525			11
	-OS		\$201.56	Off-Set Remote-Fill Paddle Valve, for Level Sender-TF703			11
	-DS		\$92.90	Dipstick Assy Installed			11
	-MF	Call ATL For Latest Pricing		Alcohol Foam Option			11
	-AC (5-15 gal.)		\$99.40	Aluminum Container Up-Charge, 8-15 gal.			11
	-AC (22-26 gal.)		\$114.40	Aluminum Container Up-Charge, 17-26 gal.			11
	-AC (29-44 gal.)		\$133.00	Aluminum Container Up-Charge, 29-44 gal.			11
	-ST1		\$255.00	Drop-In Surge Tank, Molded, Installed			11
	-ST2		\$615.30	Drop-In Surge Tank, Molded, CFD-600-HP, Installed			11
	-LS-12		\$309.40	Level Sender and Guage, Sender Installed, 4" - 12"			11
	-LS-24		\$323.20	Level Sender and Guage, Sender Installed, 12" - 24"			11
	-MAX		\$720.30	Max-Sport EFI HP Pump, Surge, Light Weight Plate & Alum. Can		11	11


SPORTS CELL® BLADDER AND FOAM ONLY

FT-3





Hard Rubber Bladder, Foam & Nut Ring Gasoline, Diesel, Jet, Alky


	MB105		\$307.80	5 gal. 13x13x9 Legends/Vintage		10	11
	MB108		\$334.80	8 gal. 20x12x9 SCCA/Vintage		13	11
	MB108W		\$405.70	8 gal. Well Cell		12	11
	MB110		\$344.40	10 gal. 23x12x10 SCCA/Vintage		16	11
	MB112		\$354.00	12 gal. 20x17x9 SCCA/Vintage		16	11
	MB112W		\$458.40	12 gal. Well Cell		15	11
	MB115		\$388.20	15 gal. 24x17x9 Hot Rods/Vintage		18	11
	MB122A		\$461.50	22 gal. 25x25x8 Hot Rods/Vintage		19	11
	MB122B		\$461.50	22 gal. 24x16x13 Dirt Mods/SCCA		19	11
	MB122C		\$461.50	22 gal. 33x17x9 SCCA/Vintage		19	11
	MB126A		\$524.40	26 gal. 29x17x14 SCCA/Off Road		25	11
	MB126B		\$524.40	26 gal. 29x14x17 SCCA/Off Road/LM		25	11
	MB126C		\$524.40	26 gal. 25x17x25 SCCA/Off Road/DLM		25	11
	MB132A		\$557.20	32 gal. 25x25x13 Off Road/Vintage		31	11
	MB132B		\$557.20	32 gal. 25x18x17 Off Road/DLM		31	11
	MB132C		\$557.20	32 gal. 33x17x14 Vintage TA		31	11
	MB132D		\$557.20	32 gal. 25x16x21 Off Road		31	11
	MB144		\$644.00	44 gal. 26x26x17 Off Road		33	11


PRODUCT	PART NUMBER	ALL PRICES IN U.S. DOLLARS		THIS PRICE LIST REFERS TO ATL CATALOG DS-600	DESCRIPTION	SHIPPING WT. LBS.	CATALOG PAGE #	
			RACER					
DIRT LATE MODEL & ALKY MOD CELL COMPLETE 	FIA SP122B-LM		\$886.00		22 gal. Red, 25.13x16.75x13.75 UDTRA, RDRS	40	12	
	FT-3 SP126C-LM		\$984.20		26 gal. Red, 25x17x17 UDTRA, RDRS	47	12	
		SP132B-LM		\$1,031.30		32 gal. Red, 26x19x17 UDTRA, RDRS	56	12
		SP132D-LM		\$1,031.30		32 gal. 25x17x21 PA/DE Alky Mods, No Foam	54	12
	OPTIONS:							
		-AF		\$54.80		Aluminum Fill Plate TF600		12
		-MF		call		Methanol Foam for SP132D-M		12
		-AC		\$379.80		Aluminum Container		12
		-DS10		\$75.50		#10 Dip Stick & Guide Installed		12
	Choice of Red, Black or White Container							

DIRT LATE MODEL SUPER CELL COMPLETE	FT-3 SU122B-LM-AC		\$1,360.50		22 gal. 25.13x16.75x13.75 UDTRA, RDRS	24	12	
		SU126C-LM-AC		\$1,548.00		26 gal. 25x17x17 UDTRA, RDRS, w/Alum. Can	28	12
		SU132B-LM-AC		\$1,622.40		32 gal. 26x19x17 UDTRA, RDRS, w/Alum. Can	31	12

DIRT LATE MODEL BANTAM CELL™ COMPLETE	FT-3 SUBA126C-LM		\$2,181.80		26 gal. 25x17x17 UDTRA, RDRS, Lt. Wt. Bladder & Alum. Can	26	12
		SUBA132B-LM		\$2,296.80		32 gal. 26x19x17 UDTRA, RDRS, Lt. Wt. Bladder & Alum. Can	29


SAVER CELL® COMPLETE  <i>Bladder, Foam, Regular Fill, Duck Foot, Check Valves, No Can. FIA, SCCA, USAC Approved</i> 	FIA SA105		\$397.20		5 gal. 13x13x9 SCCA/Legends	9	13	
	FT-3 SA108		\$424.20		8 gal. 20x12x9 SCCA/Vintage	14	13	
		171115		\$508.20		Well Cell, 8 gal. 22 Dia.x 6 Vint./SCCA	15	13
		SA110		\$439.00		10 gal. 23x12x10 SCCA/Vintage	15	13
		SA112		\$456.80		12 gal. 20x17x9 SCCA/Vintage	16	13
		171110		\$546.80		Well Cell, 12 gal. 22 Dia.x 8 SCCA	17	13
		SA115		\$482.90		15 gal. 24x17x9 Super Stocks/ SCCA	18	13
		SA122A		\$538.50		22 gal. 25x25x8 Hot Rods/Vintage	23	13
		SA122B		\$538.50		22 gal. 24x16x13 Dirt Mods/SCCA	22	13
		SA122C		\$538.50		22 gal. 33x17x9 SCCA/Vintage	22	13
		SA126A		\$587.40		26 gal. 29x17x14 Off Road/SCCA	26	13
		SA126B		\$587.40		26 gal. 29x14x17 Off Road/SCCA	26	13
		SA126C		\$587.40		26 gal. 25x16x17 Dirt/Off Road/DLM	25	13
		SA132A		\$633.20		32 gal. 25x25x13 Off Road	29	13
		SA132B		\$633.20		32 gal. 26x19x17 Off Road/DLM	28	13
		SA132C		\$633.20		32 gal. 33x17x14 Off Road/Vintage TA	28	13
		SA132D		\$633.20		32 gal. 25x16x21 Off Road/Dirt Mods	29	13
		SA144		\$723.50		44 gal. 25x25x17 Off Road	34	13
	OPTIONS:							
		-AF		\$52.40		Lt. Wt. Aluminum Fill (TF600)		13
	-OS		\$201.56		Off-Set Remote-Fill Paddle Valve, for Level Sender		13	
	-ST1		\$255.00		Drop-In Surge Tank, Molded, Installed		13	
	-ST2		\$615.30		Drop-In Surge Tank, Molded, CFD-600-HP Installed		13	
	-LS-12		\$309.40		Level Sender and Gauge, Sender Installed, 4" - 12"		13	
	-LS-24		\$323.20		Level Sender and Gauge, Sender Installed, 12" - 24"		13	
	-MF		Call		Alcohol Foam SF110		13	

RACELL® DRAG CELL 	FIA RA103		\$288.20		Racell, 3 gal. 8x8x15	6	13	
	FT-3 RA105		\$318.80		Racell, 5 gal. 10x10x17	8	13	
		KS111		\$83.00		Installation Brackets, 3 gal.	2	13
		KS112		\$89.40		Installation Brackets, 5 gal.	2	13

FORMULA CELLS & SPORTS RACER BLADDERS 	FIA FC140		\$596.20		Wedge Cell, 4 gal.	4	15	
	FT-3 FC150		\$640.70		Wedge Cell, 5 gal.	5	15	
		FC152		\$640.70		Wedge Cell, 5 gal.	5	15
		FC157		\$689.20		Wedge Cell, 7.5 gal.	7	15
		FC142		\$519.70		Pod Cell, 4 gal.	4	15
		FC160		\$667.30		Pod Cell, 6 gal.	5	15
		FB181		\$769.70		SCCA Spec Racer Bladder, 7 gal.	7	15
	OPTIONS:							
		-AC		Call ATL For Latest Pricing		Optional Aluminum Container		15

WORLD RALLY CHAMPIONSHIP CELLS	FT-3 171610		\$3,307.90		Subaru Impreza WRX STI, 70 Liter Capacity	25	15	
		RR200		\$4,541.20		Rally Raid, 200 Liter	22	15
		RR300		\$4,878.20		Rally Raid, 300 Liter	30	15
		RR400		\$5,424.80		Rally Raid, 400 Liter	38	15

OFF-ROAD FUEL CELLS <i>Desert Express</i>	FT-3 SP144-DX		\$1,557.20		44 gal. 26x26x17 Off-Road/4x4's	38	15
		TF702		\$773.00		Desert Express 3" Paddle Valve Assy.	

ATL SPECIALTY CELLS 	FIA 170420		\$2,059.40		Porsche 911 26 gal., Molded	37	16	
	FT-3 170120		\$1,951.70		Porsche 911 17 gal., Rubber w/Mt. Kit	25	16	
		Por/997		Call ATL For Latest Pricing		Porsche 26 gal, 997		16
		Por/996		Call ATL For Latest Pricing		Porsche 26 gal, 996		16
		172500		\$6,096.90		Ferrari 360/430 Challenge, OEM Fit		16
		171200		\$8,789.70		Ferrari F40, OEM Fit		16
		171250		\$7,863.80		Ferrari F50, OEM Fit		16
		M-9002-R		Exclusively from Ford Racing Tech.		Ford Mustang FR500C, bladder w/fill plate 22 gal		16
		Cat 55		\$2,284.40		Catherham 14 gal		16
		Cat 55AC		\$770.40		Catherham Aluminum Container		16
		170510		\$1,943.80		BMW M3 E-36 (Tire Well w/Surge)	23	16
		C5WIN100		Exclusively from Pratt & Miller Eng.		World Challenge Corvette C5		16
		FB10-4126		\$1,738.80		Pro Formula Mazda, replacement bladder		16

PRODUCT	PART NUMBER	ALL PRICES IN U.S. DOLLARS		THIS PRICE LIST REFERS TO ATL CATALOG DS-600	SHIPPING WT. LBS.	CATALOG PAGE #
			RACER			
SPECIALTY CONTINUED	FB10-3064		\$918.75	Mazda Sports Racer, replacement bladder		16
	FC170		\$1,629.80	7 gal. VanDieman Bladder		16
	FC156		\$1,392.30	5 gal. VanDieman Bladder		16

CUSTOM & VINTAGE CELLS CALL, FAX OR E-MAIL DRAWING FOR QUOTE OR SEND TANK OR BLADDER

DROP-IN SURGE TANKS & FUEL PICKUPS

Fuel Collectors, Pick-Ups, Hoses & Filters



ST520	\$311.00	Surge Tank, 3 Dr. Road, 8x8x5, w/S-Jet	3	17
ST524	\$305.50	Surge Tank, 2 Dr. Circle, 8x8x5, w/S-Jet	3	17
ST533	\$454.80	Surge Tank, 3 Dr. 2-Pumps (Not Incl)	2	17
ST528	\$218.40	Surge, 3 Dr. Molded, w/S-Jet, 5x5x6, .6 gal.	3	17
ST508	\$77.40	Surge Tank, .6 gal. Molded, No-Door 5x5x6	4	17
KS145	\$75.90	Trap Door Kit	1	17
ITC300	\$281.25	3-door surge tank w/vanes		17
ITC 305	\$242.25	External Fuel Swirl Pot 1.5 liter		17
TF268	\$19.70	Fuel Filter, #6	1	17
TF269	\$19.70	Fuel Filter, #8	1	17
TF270	\$22.80	Fuel Filter, #10	1	17
TF520	\$67.50	Fuel Vac, Multi Point Fuel Pick-Up	1	17
TF479	\$148.40	ScavenJet Installed by ATL w/Hose, Available in -6, -8, -10		17
TF667	\$148.40	ScavenJet II Installed by ATL w/Hose, Available in -6, -8, -10		17
TF239	\$50.40	Fuel Pickup Assy, #6, Duck Foot	1	17
TF240	\$57.90	Fuel Pickup Assy, #8, Duck Foot	1	17
TF442	\$71.90	Fuel Pickup Assy, #10, Duck Foot	1	17
TF239-S	\$43.00	Fuel Pickup Assy #6 for Super Cells w/ScavenJet		17
TF240-S	\$57.90	Fuel Pickup Assy, #8 for Super Cells w/ScavenJet	1	17
TF442-S	\$79.40	Fuel Pickup Assy, #10 for Super Cells w/ScavenJet		17
TF626	\$89.90	Fuel Pickup DLM/Mod #10 Alky Tube	1	17
TF246	\$11.70	Hose End, 3/8" id. #6, 90°	1	17
TF247	\$15.00	Hose End, 1/2 id. #8, 90°	1	17
TF384	\$51.00	Hose End, 5/8 id. #10, 90°	1	17
TF161	\$5.00	Hose End, 3/8 id. #6, Straight	1	17
TF203	\$8.00	Hose End, 1/2 id. #8, Straight	1	17
TF153	\$15.70	Hose End, 5/8 id. #10, Straight	1	17
TF159	\$4.00	Fuel Hose, 3/8 id., per ft #6	1	17
TF197	\$4.70	Fuel Hose, 1/2 id., per ft #8	1	17
TF212	\$6.70	Fuel Hose, 5/8 id., per ft #10	1	17

"CFD" SYSTEMS




CFD-600-LP	\$404.80	Black-Box Surge Kit, 7 psi L.P. pump	4	18
CFD-600-HP	\$472.50	Black-Box Surge Kit, 100 psi E.F.I. pump	4	18
CFD-106	\$154.00	Low Pressure 4psi Fuel Pump	2	18
CFD-104	\$195.40	High Pressure, ATL 100psi Fuel Pump	2	18
KS163	\$611.00	High Pressure Bosch EFI Fuel Pump	2	18
TF727	\$27.70	"Pig-Tail" Filter		18
CFD-204	\$17.40	"Stubby" Filter for CFD106 L.P. Pump		18
CFD-205	\$19.70	"Stubby" Filter for CFD104 H.P. Pump		18
KS154-L	\$17.40	Filter for CFD106 L.P. Pump, off-set	2	18
CFD-202	\$16.20	Filter for CFD104 H.P. pump	2	18
KS191	\$289.30	Bosch In-Tank Filter		18
CFD-504	\$22.80	Wire Thru Fitting Bulkhead	1	18
CFD-520-4	\$136.40	Connector, Quick-Release, 4-wire		18
CFD-520-6	\$147.40	Connector, Quick-Release, 6-wire		18
CFD-501	\$25.90	Wire Harness for CFD104	1	18
TF602	\$29.00	#6AN Bulkhead w/ 5/16 nipple	1	18
CFD402	\$6.20	Fuel Tube, 5/16" i.d., 8"		18
CFD401	\$9.40	Fuel Tube, 5/16" i.d., 12"		18
CFD403	\$11.80	Fuel Tube, 5/16" i.d., 16"		18

STEEL CONTAINER FOR SPORTS, SAVERS & SUPERS

20 gauge Powder Coated



MC605	\$228.40	5 gal. 13x13x9 Legends/SCCA	9	20
MC608	\$238.40	8 gal. 21x12x9 SCCA/Vintage	12	20
MC610	\$248.00	10 gal. 24x13x10 SCCA/Vintage	15	20
MC612	\$259.70	12 gal. 20x18x10 SCCA/Vintage	15	20
MC615	\$272.80	15 gal. 24x18x10 SCCA/Vintage	20	20
MC615B	\$272.80	15 gal. 20x17x12 SCCA/Vintage	20	20
MC616-CFD	\$555.90	15 gal. 24x18x10 ASA End Load, 18 ga.	25	20
MC617	\$317.90	17 gal. 34x18x8 Late Model	21	20
MC618	\$680.70	18 gal. NASCAR COT 18 Gauge	25	20
MC622A	\$326.80	22 gal. 26x26x9 Hot Rod/Vintage Stock	25	20
MC622B	\$326.80	22 gal. 24x17x14 Asphalt/Dirt Mods	25	20
MC622C	\$326.80	22 gal. 34x18x10 SCCA/Late Model	25	20
MC622D	\$702.80	22 gal. 33x17x9 Old N.C. Flange Load	24	20
MC622E	\$326.80	22 gal. 33x17x9 Late Model/All Pro	25	20
MC622F	\$326.80	22 gal. 32x18x10 Old ASA, 18 ga.	25	20
MC622D-EL	\$326.80	22 gal End Load Container		20
MC622H	\$326.80	22 gal. 34x17x9 Late Models, Howe	25	20
MC626A	\$358.00	26 gal. 30x18x15 SCCA/Off Road	26	20
MC626B	\$358.00	26 gal. 30x15x18 SCCA/Off Road	26	20
MC626C-LM	\$358.00	26 gal. 25x17x17 Red, DLM	26	20
MC626C-LM-W	\$358.00	26 gal. 25x17x17 White, DLM	26	20
MC626C-LM-B	\$358.00	26 gal. 25x17x17 Black, DLM	26	20
MC629	\$435.30	29 gal. 24x24x13 SCCA/Off Road	27	20
MC632A	\$445.00	32 gal. 26x26x14 SCCA/Off Road	30	20
MC632B-LM	\$445.00	32 gal. 26x19x17 Red, DLM	30	20
MC632B-LM-W	\$445.00	32 gal. 26x19x17 White, DLM	30	20
MC632B-LM-B	\$445.00	32 gal. 26x19x17 Black, DLM	30	20
MC632C	\$445.00	32 gal. 34x18x15 SCCA/Off Road	30	20
MC632D	\$468.20	32 gal. 25x17x21 Shoe Box Lid, Mod	30	20
MC644	\$510.70	44 gal. 26x26x17 Off Road		20

PRODUCT	PART NUMBER	ALL PRICES IN U.S. DOLLARS		THIS PRICE LIST REFERS TO ATL CATALOG DS-600	SHIPPING WT. LBS.	CATALOG PAGE #
			RACER			
ALUMINUM CONTAINER FOR SPORTS, SAVERS & SUPERS .063" Thick 	AC605	\$284.40		5 gal. 13x13x9 Legends/Vintage	6	20
	AC608	\$296.20		8 gal. 21x12x9, SCCA/Vintage	8	20
	AC610	\$326.50		10 gal. 24x13x10, SCCA/Vintage	8	20
	AC612	\$365.30		12 gal. 20x18x10 SCCA/Vintage	10	20
	AC615	\$373.50		15 gal. 24x18x10 Super Stock/Vintage	12	20
	AC615B	\$373.50		15 gal. 20x17x12 SCCA/Vintage	20	20
	AC618W	\$429.80		18 gal. for SU118W - Outlaw Wedge		20
	AC622A	\$402.20		22 gal. 26x26x9 Hot Rods/Vintage Stock	15	20
	AC622B	\$402.20		23 gal. 26x26x9 Asphalt and Dirt Mods		20
	AC622B-SB	\$402.20		22 gal. 25x17x14, Shoe Box Lid, SCCA, Dirt, Off-Road	15	20
	AC622C	\$402.20		22 gal. 34x18x10 SCCA/Vintage	15	20
	AC622E	\$402.20		22 gal. 33x17x9 Late Model/SCCA	15	20
	AC622W	\$431.00		22 gal. for SU122W - Outlaw Wedge		20
	AC624A	\$410.50		24 gal. 25x25x10 Shoe Box Lid, Dirt	15	20
	AC624B	\$410.50		24 gal. 25x17x15 Shoe Box Lid, Dirt	15	20
	AC626A	\$440.90		26 gal. 30x18x15 SCCA/Vintage	17	20
	AC626B	\$440.90		26 gal. 30x15x18 SCCA/Vintage	17	20
	AC626C	\$440.90		26 gal. 25x17x17 SCCA/DLM	17	20
	AC629	\$486.30		29 gal. 24x24x13 SCCA/Vintage	18	20
	AC632A	\$503.00		32 gal. 26x26x14 SCCA/Off Road	19	20
AC632B	\$503.00		32 gal. 26x19x17 SCCA/DLM	19	20	
AC632C	\$503.00		32 gal. 34x18x15 Off Road/Vintage	19	20	
AC632D	\$503.00		32 gal. 25x17x21 Shoe Box Lid	30	20	
AC644	\$602.30		44 gal. 26x26x17 Off Road	22	20	

SAFETY FOAM BAFFLING SF-103 GAS ONLY



BF622E Shown

FOR SUPERS, SAVERS & SPORTS PRE-CUT TO SHAPE.
(SEE CATALOG PG. 20 AND PG. 27, PARAGRAPH 7.)

BF603R	\$46.50		3 gal. 8x8x15 Racell Drag Cell		20
BF605R	\$66.20		5 gal. 10x10x17 Racell Drag Cell	2	20
BF605	\$66.20		5 gal. 13x13x9	2	20
BF608	\$81.30		8 gal. 21x12x9 NASCAR	3	20
BF608W	\$81.30		8 gal. Well Cell	3	20
BF610	\$92.30		10 gal. 24x13x10 SCCA	3	20
BF612	\$103.40		12 gal. 20x18x10	4	20
BF612W	\$103.40		12 gal. Well Cell	4	20
BF615	\$129.00		15 gal. 24x18x10	4	20
BF615B	\$129.00		15 gal. 20x17x12	4	20
BF616	\$129.00		15 gal. ASA 2000	4	20
BF617	\$150.40		17 gal. 34x18x8	5	20
BF618	\$153.50		18 gal.		20
BF622A	\$170.50		22 gal. 26x26x9	6	20
BF622B	\$170.50		22 gal. 25x17x14 Asphalt/Dirt Mods	6	20
BF622C	\$170.50		22 gal. 34x18x10 SCCA/LMS	6	20
BF622D	\$170.50		22 gal. 33x17x9 NASCAR N.C.	6	20
BF622E	\$170.50		22 gal. 33x17x9 NASCAR/All Pro	6	20
BF622F	\$170.50		22 gal. 32x18x10 Old ASA /GT America	6	20
BF622H	\$170.50		22 gal. 34x17x9 Late Models, Howe	6	20
BF624A	\$184.20		24 gal. 25x25x10 Dirt Modifieds	7	20
BF624B	\$184.20		24 gal. 25x17x15 Dirt Modifieds	7	20
BF626A	\$201.80		26 gal. 30x18x15	7	20
BF626B	\$201.80		26 gal. 30x15x18	7	20
BF626C	\$201.80		26 gal. 25x17x17 DLM	7	20
BF629	\$211.00		29 gal. 24x24x13	8	20
BF632A	\$249.00		32 gal. 26x26x14	9	20
BF632B	\$249.00		32 gal. 26x19x17 DLM	9	20
BF632C	\$249.00		32 gal. 34x18x15	9	20
BF632D	\$249.00		32 gal. 25x17x21	9	20
BF644	\$300.50		44 gal. 26x26x17 Off Road	12	20

SAFETY FOAM BAFFLING SF-110 GAS/ALKY



FOR SPORTS, SAVERS, FLUORO™ PRE CUT TO SHAPE
(SEE CATALOG PG. 20 AND PG. 27, PARAGRAPH 7.)

BF903R	\$76.00		3 gal. 8x8x15 Race Cell	1	20
BF905R	\$115.30		5 gal. 10x10x17 Race Cell	2	20
BF905	\$115.30		5 gal. 13x13x9	2	20
BF908	\$146.00		8 gal. 21x12x9	3	20
BF908W	\$146.00		8 gal. Well Cell	3	20
BF910	\$167.50		10 gal. 24x13x10	3	20
BF912	\$190.00		12 gal. 20x18x10	4	20
BF912W	\$190.00		12 gal. Well Cell	4	20
BF915	\$241.50		15 gal. 24x18x10	4	20
BF915B	\$241.50		15 gal. 20x17x12	4	20
BF916	\$241.50		15 gal. ASA 2000	4	20
BF917	\$273.50		17 gal. 34x18x8	5	20
BF918	\$281.30		18 gal. NASCAR COT	5	20
BF922A	\$325.30		22 gal. 26x26x9	6	20
BF922B	\$325.30		22 gal. 25x17x9	6	20
BF922C	\$325.30		22 gal. 34x18x10	6	20
BF922D	\$325.30		22 gal. 33x17x9	6	20
BF922E	\$325.30		22 gal. 33x17x9	6	20
BF922F	\$325.30		22 gal. 32x18x10	6	20
BF922H	\$325.30		22 gal. 34x17x9	6	20
BF924A	\$351.80		24 gal. 25x25x10	7	20
BF924B	\$351.80		24 gal. 25x17x15	7	20
BF926A	\$388.00		26 gal. 30x18x15 Dirt Modifieds	7	20
BF926B	\$388.00		26 gal. 30x15x18 Dirt Modifieds	7	20
BF926C	\$388.00		26 gal. 25x17x17 Dirt Late Models	9	20
BF929	\$406.50		29 gal. 26x26x14	8	20
BF932A	\$481.30		32 gal. 26x26x14	9	20
BF932B	\$481.30		32 gal. 26x19x17 Dirt Late Models	9	20
BF932C	\$481.30		32 gal. 34x18x15	9	20
BF932D	\$481.30		32 gal. 25x17x21 Alky Modifieds	9	20
BF944	\$585.30		44 gal. 26x26x17	12	20

PRODUCT	PART NUMBER	ALL PRICES IN U.S. DOLLARS		THIS PRICE LIST REFERS TO ATL CATALOG DS-600	SHIPPING WT. LBS.	CATALOG PAGE #
			RACER			

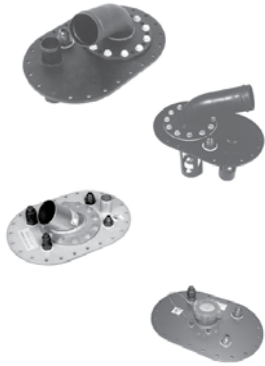
SF-112 FOAM BAFFLING GAS ONLY, LARGE PORE
(SEE CATALOG PG. 27 PARAGRAPH # 7)

BF818		\$330.50	Foam Baffling, 18 gal COT	5	20
BF822D		\$364.20	Special Foam, N.C. 22 gal.	6	20
BF824B		\$376.70	Foam Baffling, 24 gal (B)	7	20

RANDOM SIZE FOAM BLOCKS \$ PER CU. FT. (7.5 GAL.)


SF103		\$46.70	Gas Foam, cu. ft.	2	20
SF110		\$90.00	Gas/Alky Antistat Foam, cu. ft.	2	20
SF112		\$105.30	Gas, Large Pore Foam, cu. ft.	2	20

FILL PLATES AND BLANK PLATES




TF724	Call For Pricing		Quick Fill Valve NASCAR		21
TF193-184A		\$407.40	Flapper Valve Assy. 1" Vent	5	21
TF193A-184A		\$422.90	Flapper Valve Assy. 1-1/2" Vent	5	21
TF703		\$350.70	Remote-Fill, Off-Set Paddle Valve	6	21
TF500		\$439.00	NASCAR Ball Valve on TF464 Plate	10	21
TF690		\$820.50	Paddle Valve on TF624 with Straight Vent	6	21
TF700		\$835.40	Paddle Valve on TF624 with 92 deg. Vent	6	21
TF600 (Specify -6 or -8)		\$193.80	Alum. Reg. Fill Flap Valve Assy.	5	21
TF195 (Specify -6 or -8)		\$146.50	Steel Reg. Fill Flap Valve Assy.	5	21
TF525		\$394.80	Paddle Valve & TF 193A Plate	4	21
TF473		\$165.50	4x6 Alum. Fill Plate	3	21
TF497		\$242.90	4x6 Alum. Flush Fill Plate (Sprint)	3	21
TF357		\$637.20	Dual Fill/Vent Plate	4	21
TF193		\$243.50	Quick-Fill Plate Only, 1" Vent	4	21
TF193A		\$278.70	Quick-Fill Plate Only, 1-1/2" Vent	5	21
TF624		\$164.90	Quick Fill Plate NASCAR, Flat, Two Sides	1	21
TF624-OS		\$164.90	Quick Fill Plate NASCAR, Flat, w/7.5 deg offset bolt Pattern	1	21
TF259-OS-LS		\$138.50	Blank Al. 6x10 plate w/4-12 OffSet accepts LS	3	21
TF259-OS		\$134.70	Blank Al. 6x10 Plate w/4-12 OffSet	3	21
TF259		\$90.40	Blank Al. 6x10 Plate w/4-12 Center.	3	21
TF110A		\$61.70	Blank Aluminum 6"x 10" Plate	3	21
TF109		\$49.80	Blank Aluminum 4"x 6" Plate	3	21
TF107		\$40.00	Alum. 4.75 Blank Plate Round	1	21
TF108		\$28.70	Alum. 3 Blank Plate Round	1	21

NECKS, CAPS & CHECK VALVES




TF495		\$554.70	NASCAR Ball Valve w/out Plate	3	22
TF523-570		\$282.30	Fill Neck w/Paddle Valve 2-1/2" -22°	7	22
TF689-570		\$339.70	Fill Neck w/Paddle Valve 3" - 45°	3	22
TF131-570		\$152.50	Fill Neck w/Paddle Valve 2-1/4" -45°	7	22
TF669-570		\$151.20	Fill Neck w/Paddle Valve 1-1/2" o.d. - 45°		22
TF603-570		\$149.30	Fill Neck w/Paddle w/Cap 2-1/4" -90°	7	22
TF222-570		\$140.70	Quick-Fill Neck w/Paddle Valve		22
TF183A		\$160.40	Flapper Fill Valve, 2-1/4" OD x Straight	3	22
TF184A		\$168.40	Flapper Fill Valve, 2-1/4" OD x 45°	3	22
TF183S		\$216.70	Flapper Valve w/Cap, 2-1/4" OD x Straight	4	22
TF184S		\$224.20	Flapper Valve w/Cap, 2-1/4" OD x 45°	4	22
TF348		\$200.90	GT Vent Valve, 2-1/4" OD x Straight	4	22
TF682		\$321.70	1-1/2" O.D. Bullet Style Straight	1	22
TF683		\$343.00	1-1/2" O.D. Bullet Style 92° Vent	1	22
TF257		\$137.50	Vent Valve Assy, Ball Type 1"		22
TF210		\$20.40	Vent Valve, Roll Over #6		22
TF350		\$45.40	Vent Check Valve, Ball Type #6		22
TF350-8		\$50.00	Vent Check Valve, Ball Type #8		22
TF475		\$73.20	Discriminator Valve (float type)		22
TF570		\$76.70	Paddle Valve w/o Neck	1	22
TF564		\$10.90	"Flap Valve" Replacement Part		22
TF242V		\$14.90	Viton Flapper	1	22
RF108		\$146.20	Recessed Fender Filler	1	22
TF243		\$22.80	Fill Cap, SP/SA/SU100 Red	1	22
TF244		\$17.50	Fill Cap, SP/SA/SU100 Chrome	1	22
TF725		\$114.90	Mini Tapered Fill Neck w/Twist Cap		22
TF427		\$234.40	Alum. Flush Mount Cap w/4" B.C.	3	22
TF428		\$129.40	Alum. Funnel, Fits TF427	3	22
TF429		\$234.40	Alum. Flush Mount Cap 1 pc. w/3" B.C.	3	22
TF659		\$234.40	Flush Mount Aluminum Cap, 4.75" B.C.	2	22
TF365		\$87.30	Flush Mount Aircraft Cap, Poly.	2	22

LEVEL SENDERS, GAUGES, HOSES & ACCESSORIES





KS143		\$220.70	Gauge Kit, 4"-12", 240-33 Ohm	1	23
KS144		\$234.40	Gauge Kit, 12"-24", 240-33 Ohm	1	23
KS159		\$298.20	Gauge Kit, 24"-36", 240-33 Ohm	1	23
KS160		\$336.90	Gauge Kit, 36"-48", 240-33 Ohm	1	23
KS146		\$164.00	Fuel Probe, 4"-12", 240-33 Ohm	1	23
KS147		\$171.80	Fuel Probe, 12"-24", 240-33 Ohm	1	23
KS157		\$208.70	Fuel Probe, 24"-36", 240-33 Ohm	1	23
KS158		\$225.00	Fuel Probe, 36"-48", 240-33 Ohm	1	23
KS170		\$205.30	Fuel Probe, 4"-12", G.M., 0-90 Ohm	1	23
KS171		\$205.30	Fuel Probe, 4"-12", VDO, 70-0 Ohm	1	23
KS172		\$223.20	Fuel Probe, 12"-24", G.M., 0-90 Ohm	1	23
KS173		\$223.20	Fuel Probe, 12"-24", VDO, 70-0 Ohm	1	23
KS215K-8		\$254.80	Gauge Kit, New Float Style, 8", 240-33 Ohm	2	23
KS215K-9		\$260.50	Gauge Kit, New Float Style, 9", 240-33 Ohm	2	23
KS215K-10		\$267.70	Gauge Kit, New Float Style, 10", 240-33 Ohm	2	23
KS215K-12		\$273.20	Gauge Kit, New Float Style, 12", 240-33 Ohm	2	23
KS215K-13		\$277.30	Gauge Kit, New Float Style, 13", 240-33 Ohm	2	23
KS215K-14		\$281.30	Gauge Kit, New Float Style, 14", 240-33 Ohm	2	23

PRODUCT	PART NUMBER	ALL PRICES IN U.S. DOLLARS		THIS PRICE LIST REFERS TO ATL CATALOG DS-600	SHIPPING WT. LBS.	CATALOG PAGE #
			RACER			
LEVEL SENDERS, ETC. CONTINUED 	KS210-8		\$149.90	Probe Only, New Float Style, 8", 240-33 Ohm	1	23
	KS210-9		\$156.50	Probe Only, New Float Style, 9", 240-33 Ohm	1	23
	KS210-10		\$164.90	Probe Only, New Float Style, 10", 240-33 Ohm	1	23
	KS210-12		\$176.20	Probe Only, New Float Style, 12", 240-33 Ohm	1	23
	KS210-13		\$181.20	Probe Only, New Float Style, 13", 240-33 Ohm	1	23
	KS210-14		\$186.30	Probe Only, New Float Style, 14", 240-33 Ohm	1	23
	TF629		\$153.80	ATL "DryCell" Desiccant Drier	2	23
	KS116		\$89.30	Gauge, Fuel Level, 240-33 Ohm	1	23
	KS109L		\$244.70	Low Level Warning Light	1	23
	KS109H		\$244.70	Indicator Kit, 12v, High Level		23
	TF217-W		\$12.50	Gasket, 6" x 10", 24 Bolt Wide	1	23
	TF217-T		\$9.40	Gasket, 6" x 10", 24 Bolt Thin	1	23
	TF217		\$9.40	Gasket, 6" x 10", 24 Bolt	1	23
	TF236		\$7.20	Gasket, 4" x 6", 12 Bolt	1	23
	TF147		\$5.90	Gasket, 4-3/4" BC, 12 Bolt	1	23
	TF148		\$5.30	Gasket, 3" BC, 6 Bolt	1	23
	TF653		\$4.80	Vent Valve Gasket 2.5" B.C. 8 Bolt	1	23
	TF467		\$5.50	Gasket, Fuel Probe (Level Sender) 5 Bolt	1	23
	TF510		\$4.90	Gasket, 2 1/8" BC, 6 Bolt	1	23
	TF204		\$11.30	AN#6 Bulkhead Fitting Assy.	1	23
	TF232		\$16.20	AN#8 Bulkhead Fitting Assy.	1	23
	TF170		\$26.90	AN#10 Bulkhead Fitting Assy.	1	23
	KS161		\$59.80	Seal Kit, Quick Fill Flapper Valve	3	23
	KS162		\$53.70	Seal Kit, Regular Fill Flap Valve	3	23
	RF103		\$22.80	Reinforced Hose, Black, 2-1/4" i.d., per ft	2	23
	RF118		\$20.70	Aluminum Tube, 2-1/4" o.d., per ft	5	23
	RE213		\$25.90	Refueling Hose, 2" id., per ft	2	23
	RE155		\$12.20	Vent Hose, 2" id. - per ft	2	23
	RE214		\$18.80	Refueling Hose, 1-1/2" id., per ft	2	23
	RF131		\$26.80	Clear Hose, 2-1/2" id., per ft	2	23
	RF102		\$17.20	Clear Hose, 2-1/4" id., per ft.	2	23
	RE162		\$8.00	Clear Hose, 1-1/2" id., per ft	2	23
	RE140		\$5.40	Clear Hose, 1-1/4" id., per ft	2	23
	RE118		\$5.00	Clear Hose, 1" id., per ft	1	23
	TF265		\$55.50	Dip Stick Assy. Compl. Spec. Length	1	23
	TF204		\$11.30	AN#6 Bulkhead Fitting Assy.	1	23
	TF207		\$31.80	Dip Stick w/Threaded Cap	1	23
	TF627		\$84.80	#10 Alum. Dip Stick Guide	1	23
	RF128		\$40.70	Flex Elbow, Clear, 2-1/4" id.	1	23
	RE128		\$31.20	Flex Elbow, Clear, 1-1/4" id.	1	23
	RF132		\$57.30	Rubber Filler Elbow, Black 2-1/4" x 45°	1	23
	RF133		\$57.30	Rubber Filler Elbow, Black 2-1/4" x 90°	1	23
	RF138		\$40.70	Elbow Reducer, 45°		23
	VD50		\$2.30	Volume Displacement Ball, 50mm No Alky	1	23
	VD70		\$4.40	Volume Displacement Ball, 70mm No Alky	1	23
	VD100		\$6.90	Volume Displacement Ball, 100mm No Alky	1	23
	VD150		\$18.70	Volume Displacement Ball, 150mm No Alky	1	23
	VD325		\$96.20	Volume Displacement Bladder, 1/2 gal. No Alky	1	23
	VD326		\$129.00	Volume Displacement Bladder, 1 gal. No Alky	1	23
	VD327		\$156.00	Volume Displacement Bladder, 2 gal. No Alky	1	23
VD328		\$211.00	Volume Displacement Bladder, 2-1/2 gal. No Alky	2	23	
VD330		\$105.00	Volume Displacement Bladder, 3/4 gal. No Alky	1	23	
VDM01		\$9.30	Volume Displacement Mesh, 100-150mm	1	23	
VDM02		\$4.70	Volume Displacement Mesh, 50-70mm		23	

REFUELING EQUIPMENT



RE158	\$1,076.90	Dry Break, Dual 4 1/2" Ctrs. (F)	3	24
RE159	\$1,061.30	Dry Break, Dual 4-1/2" Ctrs. (M)	5	24
RE156	\$1,076.90	Dry Break, Dual 100mm Ctrs. (F)	3	24
RE157	\$1,061.30	Dry Break, Dual 100mm Ctrs. (M)	5	24
RE104	\$423.00	Dry Break, 2-1/4" Female	3	24
RE105	\$484.30	Dry Break, 2-1/4" Male	2	24
RE113	\$378.40	Dry Break, 2-1/4" Female 4-3/4" BC,TM	2	24
RE153	\$361.90	Dry Break, 2-1/4" Female, 4" BC, 9 hole		24
RE164	\$471.30	Dry Break, 1-1/2" Female	2	24
RE165	\$491.90	Dry Break, 1-1/2" Male	2	24
RE166	\$395.50	Dry Break, 1-1/2" Female Flush, TM	2	24
RE182	\$435.70	Dry Break, 2-1/4" Female, w/alum. bulb		24
RE191	\$187.20	Dry Break Handles, 2-1/4" Single		24
RE207	\$225.30	Dry Break Handles, 2-1/4" Dual		24
RE188	\$178.50	Dry Break Handles, 1-1/2" Single		24
RE190	\$256.00	Dry Break Handles, 1-1/2" Dual		24
RE103-2	\$379.20	Dump Can, 11 gal	14	24
RE169	\$291.30	Vent/Fill - w/Foam 5 gal. (20 l.)	5	24
RF138	\$40.70	Elbow, Reducer, 45 Deg.	1	24
RE170	\$17.20	Replacement Cap for RE169 vent Bottle, w/Lanyard & Spring		24
RE185	\$149.00	Discriminator Valve 1.5"	2	24
KS118	\$73.70	Rebuild Kit, Dry Break (for RE104 & RE113)		24
KS164	\$87.40	Rebuild Kit, Dry Break (for RE164 & RE166)		24
KS119	\$44.20	Rebuilt Kit, Dry Break (for RE105)		24
KS165	\$47.50	Rebuild Kit, Dry Break (for RE165)		24
RE171	\$1,122.50	Dry Break, NASCAR Male, New Red Head Style	4	24
RE173	\$950.30	Dry Break, NASCAR Female, New Red Head Style	5	24
RE178	\$191.30	Standard Vent Valve, 1-1/2" Spring NASCAR	1	24
RE176	\$227.50	Billet Vent Valve	2	24

PRODUCT	PART NUMBER	ALL PRICES IN U.S. DOLLARS		THIS PRICE LIST REFERS TO ATL CATALOG DS-600	SHIPPING WT. LBS.	CATALOG PAGE #
			RACER			
RANGE EXTENSION BLADDER TANKS  <i>Pillow Style</i>	105405		\$523.80	25 gal Range Extension Bladder	15	25
	105410		\$647.50	50 gal. Range Extension Bladder	26	25
	105413		\$718.80	75 gal. Range Extension Bladder	34	25
	105415		\$776.30	100 gal. Range Extension Bladder	40	25
	105420		\$848.80	150 gal. Range Extension Bladder	48	25
	105425		\$1,047.50	200 gal. Range Extension Bladder	55	25
	105430		\$1,248.80	300 gal. Range Extension Bladder	68	25
	105440		\$1,748.80	500 gal. Range Extension Bladder		25
	KS198		\$114.70	Tie-Down Harness, 25-100 gal. sizes	8	25
	KS199		\$153.30	Tie-Down Harness, 150-300 gal. sizes	10	25
	KS203		\$122.50	Optional Tote Bag for 50-100 gal sizes	1	25
	KS205		\$186.30	Optional Tote Bag for 150-300 gal sizes	2	25
	200705		\$105.00	Sun Shield Cover, 25 Gal.		
	200710		\$114.00	Sun Shield Cover, 50 Gal.		
	200713		\$119.00	Sun Shield Cover, 75 Gal.		
	200715		\$123.00	Sun Shield Cover, 100 Gal.		
	200720		\$134.00	Sun Shield Cover, 150 Gal.		
	200725		\$141.00	Sun Shield Cover, 200 Gal.		
	200730		\$156.00	Sun Shield Cover, 300 Gal.		
	200740		\$183.00	Sun Shield Cover, 500 Gal.		
ATL 'FuelLocker' AUXILIARY FUEL TANKS 	106100		\$1,245.00	100 Gal. Aux Tank - 43x43x14		25
	106150		\$1,464.00	150 Gal. Aux Tank - 48x48x14		25
	106200		\$1,681.00	200 Gal. Aux Tank - 56x56x14		25
	106250		\$1,990.00	250 Gal. Aux Tank - 61x61x14		25
	106300		\$2,359.00	300 Gal. Aux Tank - 65x65x14		25
MARINE FUEL CELL BLADDERS	Please Call For More Information Regarding ATL Marine Bladders					25
BALLISTICOAT!™ FUEL TANKS	Please Call For More Information Regarding ATL BallistiCoat Self-Seal Tanks					26

© Aero Tec Laboratories, Inc., 2010. Prices subject to change without notice. Not responsible for typographic errors.